











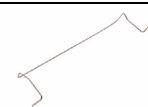












# Replacement parts for: A.B. DICK 350, 360, 360PRO, 369, 8805, 8810, 8815, 8820,

	PART #		PART #
	<b>FILTER ASSEMBLY</b> (A) Tube P-1147 (B) Filter (need 2) P-1148 Plug (not shown) P-1150		
	<b>... Rather than buy a new cradle, replace only the parts that wear.</b> <b>CRADLE REPAIR KIT</b> - For 8800 & 9800 series. Complete Kit P-98037 (A) Washer P-613 (B) Hex nut - 2 ea. P-514 (C) Retaining ring P-707 (D) Shaft P-98038 (E) Key P-1745 (F) Ball bearing - 2 ea. P-11149 (G) Steel bushing P-98058 (H) Cradle (w/ shaft and bearing) P-98041		
	<b>PUMP VANE</b> (need 4 per pump) 350, 360, 375, 8800, 9800 P-1159 380, 382, 385 P-1931		
	<b>FLEXIBLE SPEED CONTROL SHAFT</b> For the 8800 & 9800 series Shaft P-98053 Set screw P-7		
	<b>CRANK ASSEMBLY</b> Speed control Complete - 350, 360, 375, 385 P-36060 Complete - 9800 P-98060 (A) Handle P-36062 (B) Spring for handle P-36410 Mounting screw P-299		
	<b>SPEED PULLEY</b> Variable P-1630 Heavy duty (all steel) P-1631		
	<b>FEEDER CLAMP</b> Thumb screw P-1539 Adjusting clamp P-36087  <b>... MADE OF DURABLE ZINC DIE CAST!</b>		
	<b>STOCK RETAINER PLATE GUIDE</b> 350, 360 Center P-36712 350, 360 Right hand P-36092 350, 360, 375, 9800 Left hand P-36089 385 Back guide plate P-38089		
	<b>MICRO GUIDE ADJUSTING KIT</b> FOR ACCURATE FEED & REGISTRATION 350, 360 P-36113 375, 9800 P-37113		
	<b>BACK PAPER GUIDE</b> P-36090		
	<b>THUMB NUT</b> P-1058		
	<b>SPRING GUIDE</b> 350, 360, 375 P-36088 385 Side P-38088 385 Back P-38090 Screw P-984		
	<b>TABLE RELEASE LEVER ASSEMBLY</b> 350, 360, 375, 385 P-36969 9800 P-37969		
	<b>TABLE RAISE HANDLE ASSEMBLY</b> 350, 360, 375 For feeder P-36955 9805 - 9850 For feeder P-98955 380, 385 For feeder P-38955 Chain del. 350,360,375,385 P-362630 Chain del. 9800 P-982630		
	<b>TABLE RAISE GEAR &amp; RATCHET ASS'Y.</b> For feeder hand crank on 350, 360, 375, 9800 350, 360, 375 (complete) P-36975 9800 P-98975 Gear P-36974 Ratchet 350, 360, 375 P-36973 Ratchet 9800 P-98973 Screw (3 needed) P-44		
	<b>TABLE RAISE SHAFT ASSEMBLY - 9800</b> Complete P-98070 Shaft P-98102 Gear P-38103 Sprocket P-36101		
	<b>COUNTER ASSEMBLY</b> Complete P-36952 Counter P-36954 Mounting screw P-229 Arm P-36956 Screw for arm P-151 Wheel (screw on type) P-36958 Screw for wheel P-1056		
	<b>COUNTER SENSOR SWITCH</b> 9900 Series P-9814		
	<b>BLEEDER VALVE ASSEMBLY</b> Complete P-36847 (A) Valve body P-36844 (B) Shaft P-36841 (C) Plug P-36951 (D) Spring (inside) P-36859 (E) Valve (inside) P-36845 (F) Roll pin P-379		
	<b>SUCKER TUBES WITH SHUT OFF VALVE ON BOTTOM</b> <b>... Ideal for envelope runs and T-Heads.</b> Shut off tube P-36990 Sucker tube (standard) P-36174  Paper leveler assy. P-36164 Paper leveler tube P-36166 Plug P-36172 Compensating sucker tube w/shut off valve P-36966		
	<b>SUCKER FOOT</b> <b>...P-1555 MATERIAL IS NEW TACKY GUM RUBBER TO ENSURE BETTER SHEET PICK UP.</b> All presses (cup) each P-1555* Extra heavy (cup) each P-5219 Flat disc (3/4" dia.) each P-1552 Flat disc (1/2" dia.) each P-1554 <b>*Note: P-1555 Sold individually or in bags of 50 or 100.</b>		
	<b>BLOWER TUBE SHUT OFF VALVE - All models</b> P-36760		
	<b>SPRING</b> For feed roller support arms P-36177		


**375, 9805, 9810, 9815, 9820, 9835, 9840, 9850, 9865, 9870, 9880, 380, 382, 385**

PART #	
	
<b>UPPER FEED ROLLER</b>	
350, 360	P-36157
375, 9800	P-37157
9870, 9910XCS, 9910 XCS	P-98157
385	P-38157
Arm 350, 360, 375, 9800	P-36175
Bearing (plastic)	P-1566
<b>SHAFT &amp; LEVER ASSEMBLY</b> For upper feed roller	
	
Complete 350, 360	P-36147
Complete 375, 9805 - 9850	P-37147
Shaft only 350, 360	P-36149
Shaft only 375, 9805 - 9850	P-37149
Lever (operators side)	P-36171
Lever & cam assy. (n.o.s.)	P-36151
Pin	P-349
<b>STUD</b> - For feed roll shaft assembly	
	
350, 360, 375, 385, 9800	P-1561
<b>STUD</b> - For upper forwarding feed roll shaft assembly.	
	
9870, 9890	P-8270
<b>SCREW</b> - For P-8270	
	
	P-6512
<b>SUPPORT ARMS</b> - For upper feed roller	
	
Operators side	P-36153
Non-operators side	P-36155
<b>FINGER ASSEMBLY &amp; BLOWER TUBE</b>	
	
350, 360, 375, 9800	P-36158
385	P-38158
<b>HOSE</b> For blower tube	
	
350, 360, 375, 9800	P-1189
380, 385	P-1677
<b>SOLENOID</b> 9800 impression cylinder power lever	
	
	P-4029
<b>PAPER SENSOR</b> For AB Dick 9800	
	
Complete	P-98269
Sensor arm	P-98974
Spring	P-98581
<b>FEELER CONTROL LEVER ASSEMBLY</b>	
	
350, 360, 375, 9805, 9810, 385	
	P-36839
<b>IMPRESSION CYLINDER GRIPPER FINGERS</b>	
	
*** Sand blasted tips for better grip.	
350 (1/2")	P-35225
360, 385 (1/4")	P-36225
375, 9800 (small)	P-37224
375, 9800 (large)	P-37225
Mounting screw	P-268
<b>PAPER WEIGHT BAR</b>	
	
Light weight 350, 360	P-36094
Heavy weight 350, 360	P-36093
Light weight 375, 9800	P-37094
Heavy weight 375, 9800	P-37093

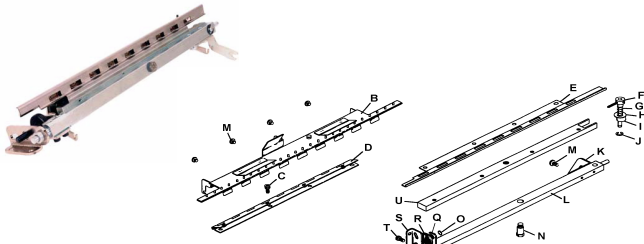
PART #	
	
<b>PAPER STOP</b> Impression cylinder	
350	P-35241
360	P-36241
375, 9800	P-37241
<b>LEVER ASSEMBLY</b> For impression cylinder	
	
	P-36207
<b>SEGMENT</b> Imp. cylinder	
	P-36203
<b>GRIPPER SHAFT ASSEMBLY</b> For impression cylinder	
	
Complete 350, 360	P-36229
Shaft only	P-36231
Gear	P-36235
Taper pin	P-421
<b>BLANKET CYLINDER SHAFT</b>	
	
350, 360	P-36290
375, 9800	P-37290
380, 382, 385	P-38290
<b>PRINT ADJUSTING DRAW ROD</b>	
	
350, 360	(30° pressure angle) P-36180
	(20° pressure angle) P-36308
375, 9800	(30° pressure angle) P-37180
	(20° pressure angle) P-37308
385	(30° pressure angle) P-38180
	(20° pressure angle) P-38308
<b>RETAINER NUT</b>	
	
	P-36182
	P-36186
<b>BLANKET CYLINDER RING SEGMENTS</b>	
	
*** New style - Case hardened for longer wear.	
Left hand	P-36194
Right hand	P-36195
<b>(A) SCALE</b> Blanket cylinder raise & lower	
	
2 screws needed	P-36208
<b>(B) SCALE</b> Blanket cylinder adjustment	
	
5 screws needed	P-36202
<b>DRIVE SCREW</b> For both scales (not shown)	
	P-1040
<b>BLANKET BARS</b> Standard	
	
360	P-36252
375, 9800	P-37252
380, 382, 385 Serial #1305 & below	P-38252
9880	P-988252
Mounting screw	P-36204
Blanket screw	P-124
<b>QUICK CHANGE BLANKET BARS</b>	
*** Save time & money by changing only 4 screws to mount your blanket.	
360	P-36777
375, 9800	P-37777
380, 382, 385	P-38777
9880	P-988777
Mounting screws	P-36204
Blanket screws	P-124

**THIS IS JUST A SAMPLE OF OUR TOTAL INVENTORY**

# Replacement parts for: A.B. DICK 350, 360, 360PRO, 369, 8805, 8810, 8815, 8820,

PART #		PART #	
	<b>BEARING HOUSING COMPLETE</b> For blanket cylinder • Made of "REINFORCED STEEL" for longer life. • Completely enclosed for added strength. (A) Operators side P-36295 (B) Non-Operators side P-36283		<b>CHROME WATER DUCTOR ROLLER (SMOOTH)</b> 350, 360 P-36342-S 375, 9800 P-37342-S
	<b>BLANKET CYLINDER ADJUSTING SHAFT</b> 350, 360, 375 P-36236 9800 P-98236		<b>CHROME WATER DUCTOR ROLLER (ROUGH)</b> 350, 360 P-36342-R 375, 9800 P-37342-R
	<b>CYLINDER GEARS</b> *** All cylinder gears are made with "SOLID STEEL" for longer life. Master cylinder gear 350, 360, 375 P-36313 Master cylinder gear 9800 P-98313 Inner blanket cylinder gear 350, 360, 375 P-36214 5/16" wider than standard for longer life. Inner blanket cylinder gear 9800 P-98214 "Wide" inner blanket cylinder gear P-36211 Outer blanket cylinder gear 350, 360 P-36196 Outer blanket cylinder gear 369 P-36198 Outer blanket cylinder gear 375, 9800 P-37196 Outer blanket cylinder gear 385 P-38196 Impression cylinder gear P-36191		<b>WATER FOUNTAIN ROLLER</b> 350, 350T, 357, 357A, 367, 367A (Smooth Aluminum) P-35364 360, 360CD, 360T (Rough Aluminum) P-36364 375, 9800 (Rough Aluminum) P-37364
	<b>PLATE CYLINDER UPPER SUPPORT ARMS</b> 350, 360 P-36801 375, 9800 P-37801		<b>WATER DUCTOR ROLLER HOUSING</b> Housing (cone hub) P-36322 Housing (flat hub) P-36366 Bearing P-746
	<b>PLATE CYLINDER LOWER SUPPORT ARMS</b> 350, 360, 375, 9800(9/16" hole) P-36833		<b>COMPRESSION SPRING</b> (Painted Red) For water waver roller P-36413
	<b>STUD</b> - For master cylinder support arm. 9890, 9900 P-4577		<b>SHAFT</b> For water repellant waver roller 350, 360 P-36378 375, 9800* P-37378 9800 PRO
	<b>WATER FOUNTAIN HOSE</b> P-1549	***Shaft is universal, fits old & new style.	
	<b>IDLER GEAR</b> Water section Plastic P-36368		<b>TIRE</b> Form roll knobs P-36399 TIRE Ink fountain knob P-36244
	<b>HARDWARE REPAIR KIT</b> For Super Aquamatic. Complete P-36376-K Consists of 2 ea. P-36376 Shield P-658 Spring washer P-617 Flat washer P-706 Retaining ring		<b>NIGHT LATCH IDLER GEAR</b> Brass P-36446 Steel P-36457 Nylon P-36455
*ALL PARTS SOLD SEPARATELY.			<b>SINGLE LEVER CONTROL ARM</b> 360 Complete P-36856 9800 Complete P-98856 (without knob) P-36860 Knob P-36858
	<b>WATER FOUNTAIN BOTTLE ASSEMBLY.</b> *** The valve assembly is made of hardened plastic which helps eliminate build up and rust. (1 quart) P-1915 350, 360 only (2 quart) P-1919		<b>INK OPERATING PAWL</b> For ink metering fountain 360 Pro P-36251 9800 P-98251
	<b>COUPLING ASSEMBLY</b> For water waver roller ass'y. P-36426		<b>SPRING</b> For lower ink oscillator P-36459
	<b>COUPLING HOUSING</b> For water waver roller ass'y. P-36432		<b>FORM ROLL SHAFT</b> 350, 360 P-36401 375, 9805 - 9850, 9865, 9870 P-37401

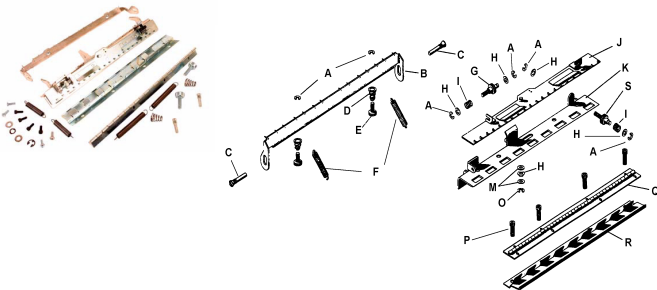
PART #



**MASTER CYLINDER HEAD CLAMP ASSEMBLY**

For 9800 - consists of all items shown

COMPLETE	P-98352
(A) Screw	P-253
(B) Head clamp	P-98353
(C) Screw	P-43
(D) Hinge	P-98299
(E) Plate clamp	P-98359
(F) Knob	P-98175
(G) Spring	P-36707
(H) Washer	P-592
(I) Eccentric pin	P-98351
(J) Retaining ring	P-668
(K) Bracket	P-98171
(L) Bar	P-98387
(M) Screw	P-257
(N) Shoulder screw	P-8042
(O) Retaining ring	P-666
(P) Bracket	P-98181
(Q) Spring	P-36349
(R) Thumb screw	P-98347
(S) Bracket	P-98153
(T) Screw	P-37
(U) Radial bar	P-98393



**HEAD & TAIL CLAMP ASSEMBLY** For 350, 360

COMPLETE - 360 consists of all items shown **P-36354**


COMPLETE - 375 consists of all items shown **P-37354**

**TAIL CLAMP ASSY. (A - F) P-36606**

**TAIL CLAMP ASSY. (A - F) P-37606**

(A) C-Ring	P-666
(B) Tail clamp (360)	P-36323
(B) Tail clamp (375)	P-37323
(B) Tail clamp (9800 not part of kit)	P-98323
(C) Pivot screw	P-36331
(D) Spring	P-36325
(E) Thumb screw	P-1027
(F) Spring	P-36327
<b>HEAD CLAMP ASSEMBLY (G - S) P-36352</b>	
<b>HEAD CLAMP ASSEMBLY (G - S) P-37352</b>	
(G) Lateral adj. knob	P-36347
(H) Washer	P-569
(I) Spring	P-36349
(J) Pin bar (360)	P-36345
(J) Pin bar (375)	P-37345
(K) Bracket (360)	P-36353
(K) Bracket (375)	P-37353
(L) Spring	P-36032
(M) Washer	P-586
(N) Spring washer	P-1049
(O) C-Ring	P-668
(P) Screw	P-892
(Q) Hinge (360 & 375)	P-36299
(Q) Hinge (9800)	P-98299
(R) Stop plate (360)	P-36359
(S) Vertical adj. knob	P-36351

PART #



**FORM ROLL SEPARATING SHAFT**

9800/9900 Complete	P-98497
(A) Roll pin	P-382
(B) Collar	P-739
(C) Cam - non-operators side	P-36623
(D) Shaft only	P-37499
(E) Cam - operators side	P-36503
(F) Eccentric collar	P-747
(G) Set screw	P-8
(H) Taper pin	P-424
(I) Separating lever	P-98505



**INK DUCTOR LEVER ASSEMBLY**

Complete	P-36572
Lever only	P-36569
Bushing 360, 375, 9800	P-1569
Bushing 380, 382, 385	P-1568
Retaining ring	P-703



**SEAL** For ink fountain roller - 360Pro & 9800 (need 2)  
P-36262




**INK DUCTOR OPERATING CAM**  
P-36542



**INK ROLLER RATCHET ASSEMBLY**

360 PRO	P-36263
9800 PRO, 9900	P-98263
Ratchet only	P-36239



**... DESIGNED WITH REPLACEABLE "STEEL" END CAPS AND A DEEPER INK WELL FOR 50% MORE INK CAPACITY.**

**INK FOUNTAIN ASSEMBLY**

350	Complete	P-35071
	Fountain only	P-35072
	Wire	P-35084
360	Complete	P-36778
	Fountain only	P-36789
	Wire	P-36084
360 PRO	Complete	P-36805
	Fountain only	P-36807
375, 9800	Complete	P-37778
	Fountain only	P-37789
	Wire	P-37084
9800PRO	Complete	P-98805
	Fountain only	P-98807
All models	Adjusting screw	P-1570
350, 360, 375, 9800	End caps	P-36792
360PRO, 9800PRO	End caps	P-98792











**INK FOUNTAIN BLADE**



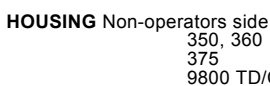

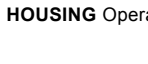








350	1-3/4" wide	P-35079
	2-7/8" wide	P-35233
360, 360PRO	1-3/4" wide	P-36079
	2-7/8" wide	P-36233
375, 9800	1-3/4" wide	P-37079
	2-7/8" wide	P-37233
385	Standard width	P-38079
	Screw	P-118

**METERING BLADE** With studs


360	3-5/8" wide	P-36095
9800	3-5/8" wide	P-98095

# Replacement parts for: A.B. DICK 350, 360, 360PRO, 369, 8805, 8810, 8815, 8820,

PART #	
	<b>HEAVY DUTY CAM KIT</b> For ink ductor P-36500 *** Uses a bearing in place of the Cam to prevent premature wear.
	<b>INK FOUNTAIN HAND CRANK</b> 9800 P-98402
	<b>CLUTCH PULLEY ASSEMBLY</b> Complete hub I.D. 1/2" P-36597 Complete hub I.D. 7/8" P-98597 (A) Spring P-36591 (B) Pinion P-36595 (C) Link P-36593 (D) Lever P-36605 (E) Pulley only 360 P-36587 (E) Pulley only 9800 P-98587
	<b>BLOCK IS COLD WELDED WHICH MAKES IT LESS BRITTLE.</b>
	<b>IMPROVED</b>
360, 375, 9800 9800 QPC, PRO	<b>OVERSIZED CLUTCH PULLEY</b> For thermographers Complete P-36589 Pulley only P-36599
	<b>SPRING HOLDER &amp; SLEEVE KIT</b> Used in place of old design single piece. 9800 Series P-98595-K
	<b>SENSOR</b> For 9800 clock sync. mechanism Male connector P-4047
	<b>SENSOR</b> For 9800 clock sync. mechanism Female connector P-4032
	<b>FEELER LINK OPERATING LINK ASSEMBLY</b> 350, 360, 375, 9800 P-36885 380, 382, 385 P-38885
	<b>GAP CONTROL SHAFT ASSEMBLY</b> 350, 360 Complete P-36689 375 Complete P-37689 9800 Imp. Cyl. Complete P-98689 9800 Master Cyl. Complete P-98693 350, 360 Shaft only P-36695 375 Shaft only P-37695 9800 Imp. Cyl. Shaft only P-98695 9800 Master Cyl. Shaft only P-98697 350, 360, 375, 385 Dial assy. P-36688 8800, 9800 Dial assy. P-98688
	<b>HANDWHEEL</b> 350, 360, 375, 8805/10 P-36615
	<b>SPLINE DISC</b> Safety handwheel P-99665

PART #	
	<b>DRIVE SHAFT AND GEAR ASSEMBLY COMPLETE</b> 350, 360 P-36577 375 P-37577 9865 P-98577-65 9870 P-98577-70
	<b>DRIVE SHAFT</b> 350, 360 P-36583 375 P-37583 9800 - 1/2" O.D. P-98583 9800 - 5/8" O.D. P-98388 9865 P-98583-65 9870 P-98583-70 380, 385 P-38583
	<b>HOUSING Non-operators side</b> 350, 360 P-36487 375 P-37487 9800 TD/CD/QP/QPC/PRO P-98487
	<b>HOUSING ASSY.</b> 9800 TD/CD/QP/QPC/PRO P-98385
	<b>HOUSING Operators side</b> 350, 360 P-36585 375, 9800 P-37585 9800 QPC, PRO P-98585
	<b>DRIVE GEAR</b> 350, 360, 375 P-36581 9800, 380, 385 P-38581
	<b>CONTROL PANEL OVERLAY &amp; MEMBRANE</b> (A) 9815, 9850 P-98540 (B) 9870 P-98562
	<b>POWER SUPPLY</b> 9800 Control box (5V. 115V.) P-4401
	<b>DRIVE &amp; PUMP SWITCH</b> Old style (drive & pump) - 2 position with screw connectors P-36977 (385) Momentary - 3 position with tab connectors P-38977 New style (motor) momentary- 3 position with tab connectors P-36303
	New style (pump) - 3 position with tab connectors P-36307 New style (pump) - 2 position with tab connectors P-36305
	<b>RELAY</b> - 9800 Control box P-4037 36.00
	<b>MICRO SWITCH</b> Chain delivery safety guards P-362940
	<b>TIMING PULLEY ASSEMBLY</b> 350, 360, 385 P-362080 375, 9800 P-372080 Shaft only 350, 360, 385 P-362040 Shaft only 375, 9800 P-372040 Pulley only all models P-362120

**375, 9805, 9810, 9815, 9820, 9835, 9840, 9850, 9865, 9870, 9880, 380, 382, 385**


	PART #
 <b>JOGGER OPERATING LEVER</b> - New style 350, 360, 375	P-361610
<b>SIDE JOGGER LEVER</b> 9800	P-984130

 <b>LEVER SUPPORT</b>	P-984140
--	----------

<b>GEAR &amp; SHAFT ASSEMBLY</b>	
Chain delivery	P-36754
Chute delivery	P-36752
385	P-38754
9800	P-98754




<b>SHAFT &amp; SPROCKET ASSEMBLY</b>	
350, 360 (12-1/4" Inside sprocket to sprocket)	P-361160
350, 360 (12-1/16" Inside sprocket to sprocket)	P-361165
8810	P-881160
375, 9800 Standard	P-371160
9800, 1-1	P-981160




\*\*\* Reinforced anvil is made of steel which prevents bowing and lasts longer.

<b>GRIPPER BAR ASSEMBLY</b>	
350, 360 Complete	P-360990
375, (9800 standard) Complete	P-370990
9800 (1 to 1)	P-980990
385 Complete	P-380990
(A) Gripper finger	P-361020
(B) Pin (for finger)	P-3001
(C) Anvil 350, 360	P-361090
(C) Anvil 375, 9800 (universal)	P-371090
(C) Anvil 385	P-381090
(D) Butterfly spring 350, 360	P-361070
(D) Butterfly spring 375, 9800	P-371070
(D) Butterfly spring 385	P-381070
(E) Shoulder screw	P-8032
(F) Shaft 350, 360	P-361060
(F) Shaft 375, 9800	P-371060
(F) Shaft 385	P-381060
(G) Shaft bearing	P-361000
(H) Cam	P-1416
(I) Stud	P-401
(J) Lever 350,360,375,9800standard,385	P-361040
(J) Lever 9800 (1 to 1)	P-981040
(K) Loop spring	P-361080

<b>GRIPPER BAR REPAIR KIT</b>	
*** Comes with all parts (less anvil & shaft) to repair one gripper bar.	
350, 360	P-30730
375, 9800 Std. & 1-1	P-30731
385	P-30732

 <b>TAPE TRACK (18 inches)</b> *** Made of "sand paper like" material that holds better. For star wheels on 9800, 1 to 1 chain deliveries	P-983130
---	----------

	PART #
 <b>BACK STOP</b> 350, 360, 375 9800 9800, 1-1	P-362420 P-984320 P-982420





\*\*\* Made with spring steel & nickel plating which prevents cracking and adds better spring action & durability.

<b>BACK STOP SPRING</b>	
Complete with cam	P-362300
350, 360, 375, 385	P-982300
Complete with cam-9800	P-362320
Spring only	P-982320
Spring only	P-1521
Cam	P-3002
Pin	



<b>DELIVERY GRIPPER CHAINS</b>	
Sold in a set of 1 Left hand & 1 Right hand	
350, 360, 375, 9800 O.S., 385	P-361390
N.S. 5/8" carrier link	P-361100
O.S. 1/2" carrier link	
new style 9800, 1 to 1 CD	
- 6" star wheels with tapes	P-981390


<b>ARMS For 9800 1 to 1 chain delivery safety guards</b>	
 Operators side - complete	P-984289
Arm only OS	P-984290
Non-oper. side - complete	P-984279
Arm only NOS	P-984280
Cam	P-1475
Pin	P-3012
C-ring	P-679

<b>INK WASH UP ATTACHMENT</b>	
	
350, 360	P-36773
375	P-37773



<b>REPLACEMENT WASH UP BLADES</b>		
350, 360	(11-5/8 x 1-5/8) 4 holes	P-5028
350, 360	(11-3/4 x 2-1/16) no holes	P-36767
375	(12-7/8 x 1-5/8) 4 holes	P-5029
9800	(13-1/4 x 2) 6 holes	P-30200
9800XLK	(13-1/4 x 2-1/16) 6 slots	P-30216
9985	(14-3/32 x 1-5/8) 6-holes	P-30225
Century 3000	(14 x 1-5/16) 7 holes	P-30792

\*\*\* ELIMINATE COSTLY DOWNTIME WITH YOUR OWN EMERGENCY KIT FOR YOUR MODEL PRESS.

<b>REPAIR KITS FOR ALL A.B. DICKS</b>	
 Master kit	P-1707 - 720 pcs.
Junior kit	P-5088 - 437 pcs.
Nut kit	P-1701 - 100 pcs.
Washer kit	P-1702 - 120 pcs.
Screw kit	P-1703 - 108 pcs.
Ring kit	P-1704 - 228 pcs.
Pin kit	P-1705 - 136 pcs.
Spring kit	P-1706 - 28 pcs.